

**STEP 1:** Click on the *Meta Awards* drop-down menu to *Meta 2017 Awards Rules & Forms* page. **A) Review** in advance the list of forms and documents needed; **B) Complete** the appropriate forms for each entry; and **C) Click** on the Online Submission Portal

The screenshot shows the NARI Silicon Valley website. The header includes the NARI logo and three images: a grid of award categories, a 3D rendering of a kitchen, and a close-up of a hand using a tool. The navigation bar has links for Home, About Us, Join, Find a Professional, **Meta Awards**, Meetings, Newsletter, and Contact Us. A red arrow labeled "STEP 1" points to the "Meta Awards" link.

The main content area is titled "META 2017 AWARDS RULES & FORMS, DEADLINES CALENDAR, AND ENTRY FEES". It includes a welcome message from Silicon Valley NARI and a link to the online submission portal. A red arrow labeled "STEP 1" points to the "CLICK HERE TO ENTER THE ONLINE SUBMISSION PORTAL" link.

On the left side, there is a sidebar with "AWARD WINNERS" and "QUICK LINKS". The "AWARD WINNERS" section lists various categories like Kitchens, Baths, etc. The "QUICK LINKS" section lists links like About Us, Member Area, etc. A red arrow labeled "STEP 1" points to the "QUICK LINKS" section.

The main content area also includes a list of links at the bottom:

1. [Overview, Eligibility, Criteria, and Entry Fees](#)
2. **NEW!** [Online Meta Awards Entry Instructions](#)
3. **NEW!** [Instructional Video](#) (CofC referenced but use by chapters)
4. [2017 Categories](#) (please review for 2017 category changes)
5. [Client/Contractor Agreement Form](#) (can also download during your entry submission)
6. [Photographer's Release and Agreement Form](#) (can also download during your entry submission)

**STEP 2:** Inside of the Online Submissions Portal, **Click** on *Click Here To Submit*. Meta Awards forms and documents as well as 2018 Regional and NARI National CotY (Contractor of the Year) Awards information is also found on this page.

**NARI** 2017 Meta Awards  
Remodeling Done Right.™  
SILICON VALLEY

HOME MY ACCOUNT SUBMIT DESIGN TO NATIONAL

**STEP 2** [CLICK HERE TO SUBMIT](#)


- ✓ 3 Participation Credits Completed By Each Entry Member
- ✓ Forms Completed & Signed
- ✓ 10 min or 20 max Before and After Hi-Res Photos Ready (300 dpi)
- ✓ Floorplan/Drawings Ready
- ✓ National Login ID and Password\* Ready
- ✓ Want To Have Your Project(s) Become Award-Winning?  
\*this is not your chapter's password

Meta Remodeling Awards 2017

A Remodeling Awards Program Sponsored by NARI of Silicon Valley

Silicon Valley NARI members are invited to enter the prestigious **Meta Remodeling Awards** to find recognition of their achievements. The Meta Awards got their name from the word "metamorphosis", signifying the transformation process and beautiful results that can be accomplished through a remodeling project. Companies from one-person shops to the largest remodeling firms report that winning this award is a major factor in enhancing their image within the industry as well as with the buying public. Winning awards also helps with marketing your business and projects as "award-winning" and teambuilding among NARI members.

**STEP 3:** Enter your Login ID (member profile email) and password sent to you from NARI National (not your chapter's password). *If you cannot remember your password you can 1) Click lost password and will receive an email with a link to enter a new password or 2) if your email is not in National's database, email [info@nari.org](mailto:info@nari.org) or call them at 847-298-9200 to be added to the system.*



The screenshot shows the NARI 2017 Meta Awards website. The header features the NARI logo with the tagline "Remodeling Done Right." and "SILICON VALLEY". Below the header is a navigation bar with links: HOME, MY ACCOUNT, and SUBMIT DIRECT TO NATIONAL. The main content area is titled "2018 NARI CotY Awards" and includes a "Login" section. A red arrow labeled "STEP 3" points to the login fields. The login section contains the following text and form elements:

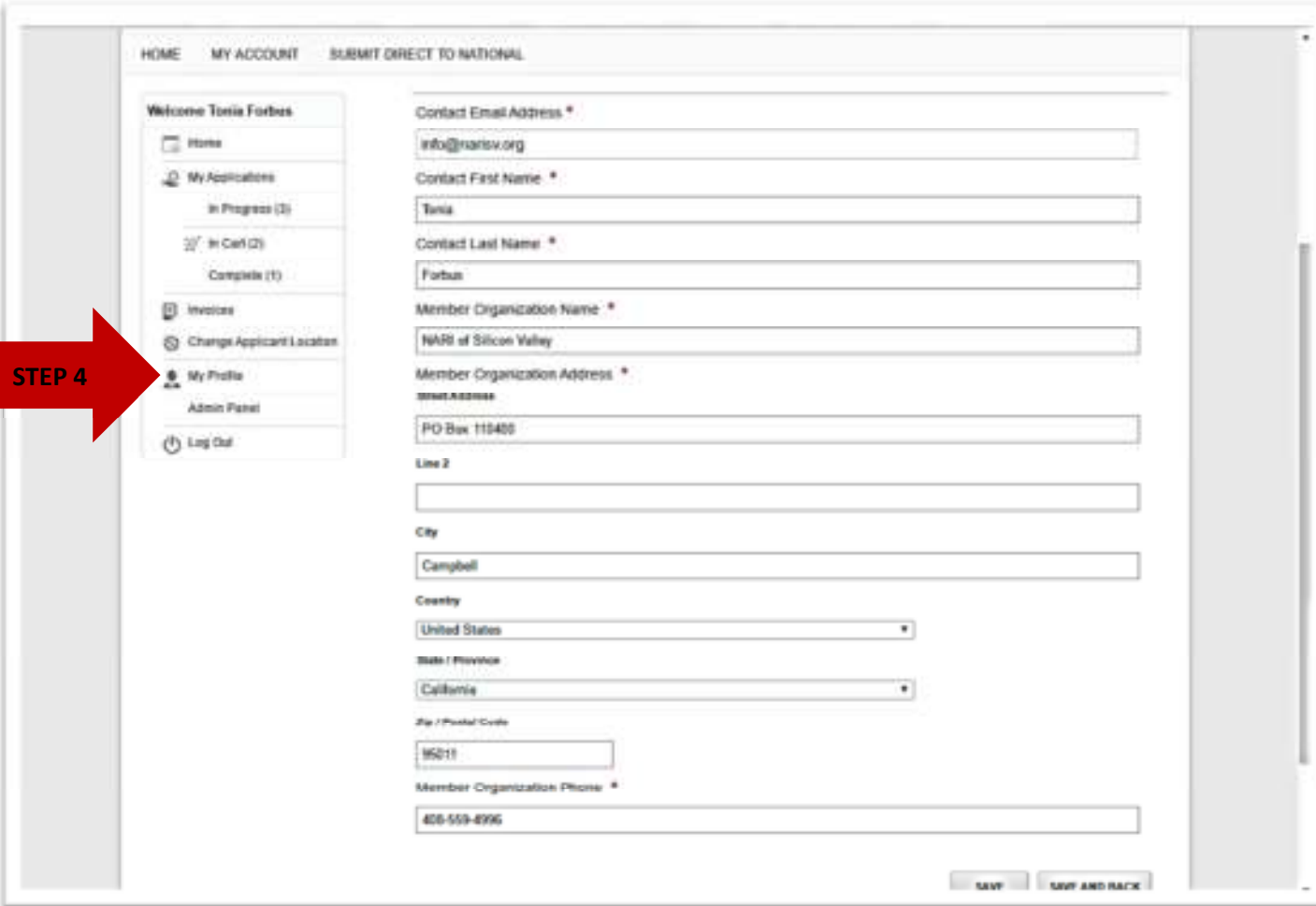
A NARI Membership is required to complete an entry. Use the email address and password you have on file at [www.nari.org](http://www.nari.org) in order to access the awards competition. If you forgot your login or password contact [info@nari.org](mailto:info@nari.org) for assistance.

Another block of text on the right states: "A NARI Membership is required to complete an entry. Use the email address and password you have on file at [www.nari.org](http://www.nari.org) in order to access the awards competition. If you forgot your login or password [click here](#)."

The login form includes the following fields and elements:

- Login ID \* (Email address field containing [info@nari.org](mailto:info@nari.org))
- Password \* (Password field with masked characters)
- [lost password?](#) (Link to recover password)
- ☐ remember me (Checkbox)
- LOGIN (Submit button)

**STEP 4:** Enter the contact information to create your entry profile in the (\*) *required fields*. This is the staff person who is responsible for assembly and upload of the entries and any questions and answers. There will be an option later (see reference 3 on last page) to submit the names of the project lead(s).



HOME MY ACCOUNT SUBMIT DIRECT TO NATIONAL

Welcome Tonia Forbes

- Home
- My Applications
  - In Progress (3)
  - In Cart (2)
  - Complete (1)
- Invoices
- Change Applicant Location
- My Profile**
- Admin Panel
- Log Out

Contact Email Address \*

info@nariv.org

Contact First Name \*

Tonia

Contact Last Name \*

Forbes

Member Organization Name \*

NARI of Silicon Valley

Member Organization Address \*

Street Address

PO Box 118488

Line 2

City

Campbell

Country

United States \*

State / Province

California \*

Zip / Postal Code

95211

Member Organization Phone \*

408-559-4996

SAVE SAVE AND BACK

**STEP 5:** If this is your first entry, **Click** on *Click here to begin a new Submission*. If you are returning to continue a saved entry, **Click** on *Click here to review your past Submission(s)*.



**STEP 6:** Scroll through the *Rules for Entrant Agreement* page. This page largely is about information to any members who want to take their award-winning project beyond the chapter to NARI National's 2018 CotY Awards Program.

The screenshot displays the NARI 2017 Meta Awards website. At the top, the NARI logo features a house icon with a butterfly, followed by the text "NARI 2017 Meta Awards" and "Remodeling Done Right.™ SILICON VALLEY". A navigation bar includes links for HOME, MY ACCOUNT, and SUBMIT DIRECT TO NATIONAL.

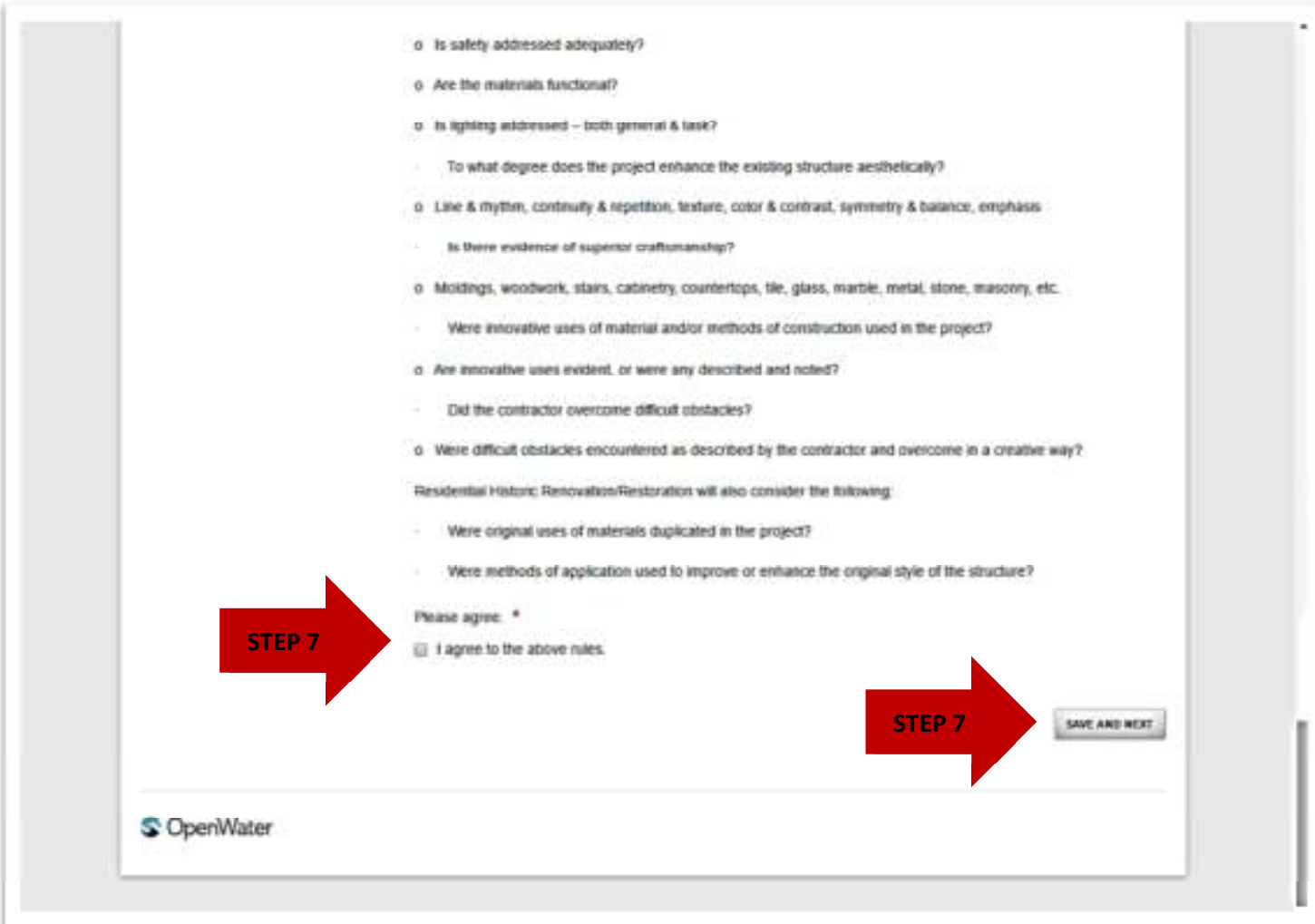
A left sidebar titled "Welcome Tonia Forbes" contains a menu with the following items: Home, My Applications (with sub-items "In Progress (3)" and "Complete (1)"), Invoices, Change Applicant Location, My Profile, Admin Panel, and Log Out.

The main content area shows a breadcrumb trail: Home > My Applications > Application. Below this is the heading "2018 NARI CotY Awards" followed by a series of links: Program Rules, Description / Contact Information & Category Selection, Project Information, Entrance Details, Team Member Information, Other Organizations, Green/Painted Categories, Universal/Design Categories, and Presentation & Photo Uploads.

The section titled "Rules for Entrant Agreement" contains the following text:

- NARI Awards Program Rules**
- Deadlines and Fees**  
Varies by program. Refer to the chapter or National awards program homepage.
- CotY Rules**  
Only NARI members in good standing are eligible to participate.

**STEP 7:** After review of the *Rules for Entrant Agreement* page. Click on I agree to the above rules, a (\*) required field. Click on Save and Next button.



The screenshot shows a web form titled "Rules for Entrant Agreement". It contains a list of questions and a "Please agree" section. A red arrow labeled "STEP 7" points to the "I agree to the above rules" checkbox. Another red arrow labeled "STEP 7" points to the "SAVE AND NEXT" button.

o Is safety addressed adequately?

o Are the materials functional?

o Is lighting addressed – both general & task?

o To what degree does the project enhance the existing structure aesthetically?

o Line & rhythm, continuity & repetition, texture, color & contrast, symmetry & balance, emphasis

o Is there evidence of superior craftsmanship?

o Moldings, woodwork, stairs, cabinetry, countertops, tile, glass, marble, metal, stone, masonry, etc.

o Were innovative uses of material and/or methods of construction used in the project?

o Are innovative uses evident, or were any described and noted?

o Did the contractor overcome difficult obstacles?

o Were difficult obstacles encountered as described by the contractor and overcome in a creative way?

Residential Historic Renovation/Restoration will also consider the following:

o Were original uses of materials duplicated in the project?

o Were methods of application used to improve or enhance the original style of the structure?

Please agree: \*

☐ I agree to the above rules.

**STEP 7**

**STEP 7**

SAVE AND NEXT

OpenWater

**STEP 8:** If your member profile contact details do not default on the Contact Information page, enter or update your contact details. *Please note the (\*) required fields.*



HOME MY ACCOUNT SUBMIT DIRECT TO NATIONAL

Welcome **Tonia Forbus**

- Home
- My Applications
  - In Progress (3)
  - Complete (1)
- Invoices
- Change Applicant Location
- My Profile
  - Admin Panel
- Log Out

[Home](#) > [My Applications](#) > [Application](#)

### 2018 NARI CotY Awards

[Browse Rules](#) → [Organization / Contact Information & Category Selection](#) → [Project Information](#) → [Release Details](#) → [Team Member Information](#) → [Other Organizations](#) → [Green Project Category](#) → [Universal Design Category](#) → [Presentation & Photo Uploads](#)

Contact First Name \*

Contact Last Name \*

Contact Email Address \*

Member Organization Name \*

Confirm Member Organization \*  
Please confirm your member organization name.

Member Organization Address \*



**STEP 9: Continue** to the bottom of the page. **Select** the drop-down menu for the *Category\** of your entry. **Click Save and Next** button.

\*Do not choose a [Universal Design](#) or [Green](#) Category project unless you intend to submit to NARI National's CotY Awards Program. If you intend to do so, you will also need to complete the Excel forms in Step 17 or Step 18. If you just want chapter recognition, use the checkboxes on the 2017 Meta Project Presentation Forms and use the [Universal Design](#) or [Green](#) Criteria Excel forms for reference only.

Member Organization Address \*

Street Address

PO Box 113433

Line 2

City

Campbell

Country

United States \*

State / Province

California \*

Zip / Postal Code

95011

Member Organization Phone \*

408-559-8996

Category \*

Please select your category and price range (if applicable).

Residential Kitchen \$30,000 to \$60,000 \*

Best residential kitchen remodel with a total project cost\* of \$30,000 to \$60,000. Only interior photos may be used.

PREV SAVE AND NEXT

OpenWater

**STEP 10:** Enter the Project Information requested for the (\*) required fields.



# NARI 2017 Meta Awards

Remodeling Done Right.<sup>™</sup>

SILICON VALLEY

HOMEMY ACCOUNTSUBMIT DIRECT TO NATIONAL

Welcome Tonia Forbes

- Home
- My Applications
  - In Progress (3)
  - Complete (1)
- Invoices
- Change Applicant Location
- My Profile
- Admin Panel
- Log Out

[Home](#) > [My Applications](#) > [Application](#)

## 2018 NARI CotY Awards

[Prizes Rules](#) → [Registration / Contact Information & Category Selection](#) → [Project Information](#) → [Release Uploads](#) → [Team Member Information](#) → [Other Organizations](#) → [Presentation & Photo Uploads](#)

Project Street \*

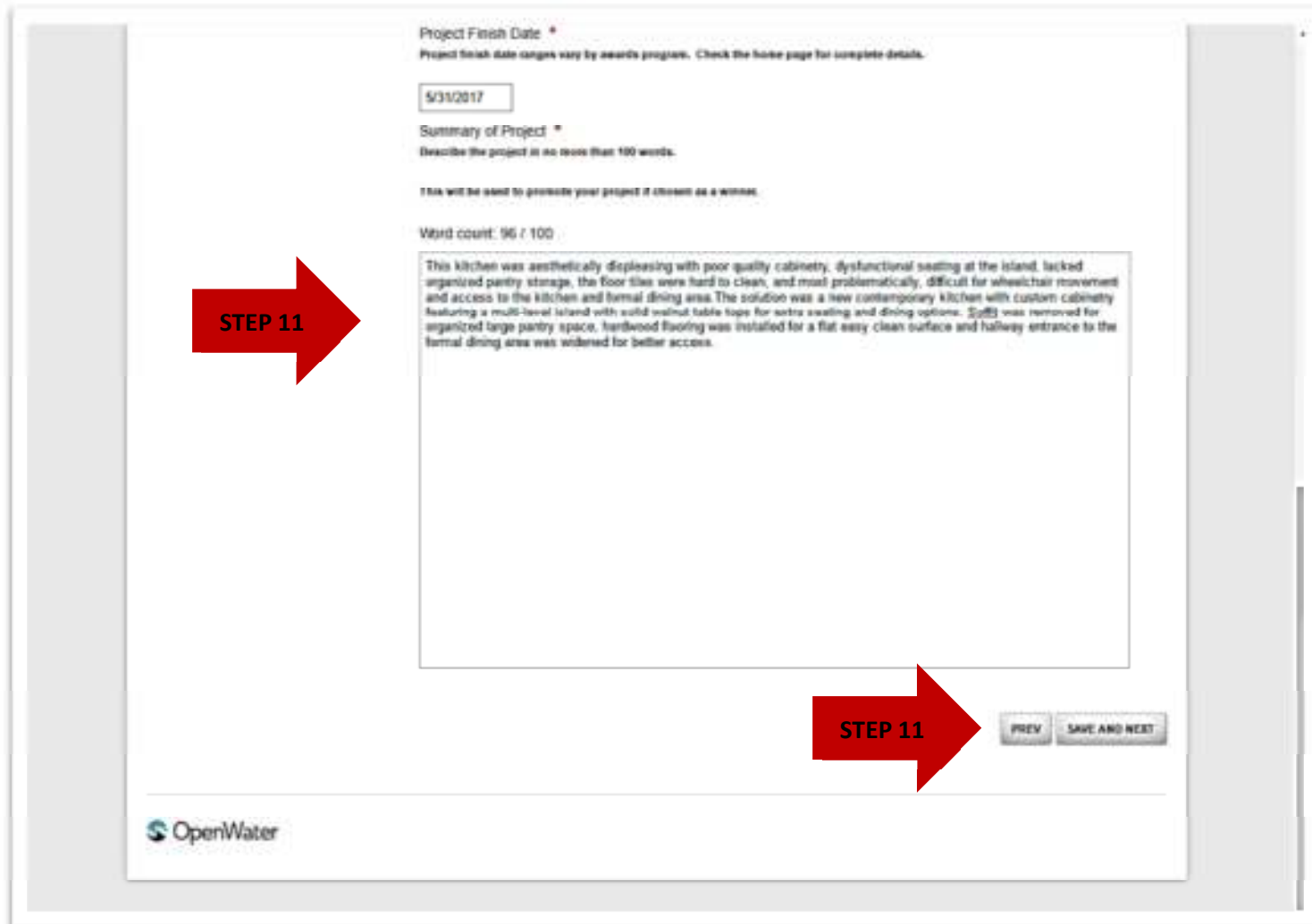
Project City \*

Project State \*

Project Cost (\$) \*

\*Cost is defined as contract price, all extras, change orders and the fair market value of materials and products that were purchased, sweat-equity and in-kind services provided, and/or any subcontract work. The cost of all homeowner provided products, services, or labor should be included in this cost. All markups and profit should be included in the cost provided. For member-owned projects, costs should include normal markups as if the project was contracted to an outside client.

**STEP 11: Continue** entering the Project Information requested for the (\*) required fields. The content you enter in the *Summary of Project* field will also need to be added on the cover page of your *2017 Meta Project Presentation Forms*. **Click Save and Next** button.



The screenshot shows a web form titled "Project Information" with the following fields and content:

- Project Finish Date \***  
Project finish date ranges vary by awards program. Check the footer page for complete details.  
5/31/2017
- Summary of Project \***  
Describe the project in no more than 100 words.  
This will be used to promote your project if chosen as a winner.  
Word count: 96 / 100
- Summary of Project Text:**  
This kitchen was aesthetically displeasing with poor quality cabinetry, dysfunctional seating at the island, lacked organized pantry storage, the floor tiles were hard to clean, and most problematically, difficult for wheelchair movement and access to the kitchen and formal dining area. The solution was a new contemporary kitchen with custom cabinetry featuring a multi-level island with solid walnut table tops for extra seating and dining options. Scaffolding was removed for organized large pantry space, hardwood flooring was installed for a flat easy clean surface and hallway entrance to the formal dining area was widened for better access.
- Navigation:** PREVIOUS, SAVE AND NEXT
- Footer:** OpenWater

Two red arrows labeled "STEP 11" point to the "Summary of Project" text area and the "SAVE AND NEXT" button.

**STEP 12: Upload** the completed and signed *Photographer's Release Form* and *Client Contractor Agreement Form* **requested** for the (\*) *required fields*. If you did not download the blank forms from the homepage, you can do so here.

The screenshot shows the NARI 2017 Meta Awards application interface. At the top, the NARI logo is displayed with the tagline "Remodeling Done Right.™" and "SILICON VALLEY". Below the logo, a navigation bar includes links for HOME, MY ACCOUNT, and SUBMIT DIRECT TO NATIONAL. A sidebar on the left welcomes the user, Tonia Forbes, and lists navigation options: Home, My Applications (with sub-items In Progress (3) and Complete (1)), Invoices, Change Applicant Login, My Profile, Admin, and Log Out. The main content area is titled "2018 NARI CotY Awards" and includes a breadcrumb trail: Home > My Applications > Application. A series of links for the award process are provided: Program Rules, Organization / Contact Information & Category Selection, Project Information, Release Uploads, Team Member Information, Other Organizations, and Presentation & Photo Uploads. Two upload sections are visible, each with a "Choose File" button and the text "No file chosen". The first section is for the "Photographer's Release Form" and the second is for the "Client Contractor Agreement Form". Both sections include a link to download the form. Two large red arrows, each labeled "STEP 12", point to the "Choose File" buttons for these two forms. At the bottom right, there are "PREV" and "SAVE AND NEXT" buttons.

My Profile  
Admin Panel  
Log Out

Photographers Release and Agreement 2017.pdf

8

**NARI**  
National Association of Remodeling Industry

**NARI Awards Program  
Photographer's Release and Agreement**  
This release must be completed by the photographer

I, the undersigned, hereby release and agree to the following terms:

Being the legal owner of the photographs taken of the premises located at:

\_\_\_\_\_

I, the undersigned, hereby release and agree to the following terms:

For the National Association of the Remodeling Industry awards competition, I hereby consent to and authorize the National Association of the Remodeling Industry, its chapters, affiliates, agents and/or its design (collectively "NARI") to photograph, use, print, reprint, and publish any and all of my photographs and reproductions thereof on a royalty-free basis. These photographs may be reproduced in any print or electronic medium (now existing or hereafter developed). I further consent that the photography taken by me and submitted as part of this entry, with or without accompanying editorial content, may be used for the purpose of promoting NARI and its programs and services, without limitation, in any publications, displays and exhibitions.

I hereby confirm that any enhancement of these photographs has been limited to alterations in brightness, contrast, or chromaticity. No items have been added, modified or removed from the photographs through photo enhancement techniques.

I hereby release with any use of the photographs in connection with the project to NARI and its programs and services, without limitation, in any publications, displays and exhibitions.

My signature to this release and agreement shall be a condition that the entry may be displayed for any length of time.

Page 1 / 1

#### Client Contractor Agreement Form \*

Please download, complete, and re-upload this form.

[Click to download the Client Contractor Agreement.](#)

Awards Program Client Contractor Agreement 2017.pdf

8

**NARI**  
National Association of Remodeling Industry

**Awards Program Client/Contractor Agreement**  
No entries and award winners may be made without a signed contract.

This form may be used by NARI chapters and local remodelers. Project files may be used with original designs only for entries, or for use in other local remodeling.

Contractor Company Name \_\_\_\_\_ Contact Name \_\_\_\_\_ Contact Email \_\_\_\_\_

Company Address (no PO Boxes please) \_\_\_\_\_ City \_\_\_\_\_ State/Province \_\_\_\_\_ Postal Code \_\_\_\_\_

Phone \_\_\_\_\_ Fax \_\_\_\_\_

Project Owner's Name \_\_\_\_\_ Project Total Cost (USD) \$: \_\_\_\_\_

Full Project Address \_\_\_\_\_ Project Finish Date \_\_\_\_\_  
(No need when any project owner information)

NARI Chapter Affiliation if applicable \_\_\_\_\_ Project Category \_\_\_\_\_

Homeowner Verification and Agreement

**STEP 13:** This is what the site will show you after you upload the completed and signed *Client Contractor's Agreement Form*. Click *Save and Next* button.

Property owner authorizes and consents that any and all photographs and presentation materials, taken of its, his or her premises by the contractor, or their agents, its suppliers, and manufacturers may be used by any or all of them, and the National Association of the Remodeling Industry, its chapters and affiliates (collectively "NARI"), without limitation or restriction in any awards competition, promotion or advertising, and contents that said photographs may be reproduced by any means whatsoever, including electronic transmission, for publication, advertising, distribution and display at any time after the completion date. The project total cost includes the contract price, all extras, change orders and the fair market value of materials and products that I purchased, and sweat-equity and in-kind services provided, and/or any subcontract work. I have contracted with the contractor listed as the entrant on this project, and that contractor had complete oversight and supervisory responsibilities for the work completed (not applicable for specialty entries). My signature below constitutes my verification that the information regarding the project is truthful and accurate.

**Client Contractor Agreement Form**

Please download, complete, and re-upload this form.

[Click to download the Client Contractor Agreement.](#)

[Awards Program Client Contractor Agreement 2017.pdf](#)

**Awards Program Client/Contractor Agreement**

All contracts and sub-agreements must be NARI-approved & given meaning.

The following is a summary of the NARI-approved & given meaning. Please make sure you agree with the summary and the NARI-approved & given meaning.

Contractor Company Name \_\_\_\_\_ Contact Name \_\_\_\_\_ Contact Email \_\_\_\_\_

Company Address (no PO Boxes please) \_\_\_\_\_ City \_\_\_\_\_ State/Province \_\_\_\_\_ Postal Code \_\_\_\_\_

Phone \_\_\_\_\_ Fax \_\_\_\_\_

Project Owner's Name \_\_\_\_\_ Project Total Cost (USD) \$ \_\_\_\_\_

Full Project Address \_\_\_\_\_ Project Finish Date \_\_\_\_\_

NARI Chapter \_\_\_\_\_ Project Category \_\_\_\_\_

Project Owner's Signature \_\_\_\_\_ Date \_\_\_\_\_

**STEP 13**

**PREV SAVE AND NEXT**

OpenWater

**STEP 14:** Will the project be a team\* entry? If just an individual entry, **Click No**. If a team entry, **Click Yes** and enter the *Additional Team Member* information requested. Continue to **Click Yes** until you are able to list all team members.

*\*team = any remodeling work on the project outside of your company that you want acknowledged. Do not list your company's project lead(s) here. Team members also must be a NARI member in good standing with 3 participation credits.*

**NARI** 2017 Meta Awards  
Remodeling Done Right.™  
SILICON VALLEY

HOME MY ACCOUNT SUBMIT DIRECT TO NATIONAL

Welcome Tasha Forbes

- Home
- My Applications
  - In Progress (3)
  - Complete (1)
- Admin Panel
- Log Out

Home > My Applications > Application

2018 NARI CotY Awards

[Prizes & Rules](#) → [Documentation / Contest Information & Submission Details](#) → [Prize Information](#) → [Prize Schedule](#) → [Team Member Information](#) → [Other Opportunities](#) → [Presentation & Photo Gallery](#)

Additional Team Member?

☒ Yes  
☐ No

Team Member 1

Org 1

Name 1

Address 1

Street Address

**STEP 15:** Continue to **Click** Yes until able to list all team members you want to acknowledge. **Click** *Save and Next* button.

Name 1  
Jon Smith

Address 1  
Street Address  
3457E Password Street

Line 2

City  
San Jose

Country  
United States

State / Province  
California

Zip / Postal Code  
95116

Email 1  
test@msn.com

Additional Team Member?  
☐ Yes  
☐ No

**STEP 15**

PREV SAVE AND NEXT

OpenWater



**STEP 16:** This *Other Organizations* page is for members who plan to enter their project(s) into NARI National's CotY Awards Program. You can **list** the requested bulleted details noted of non-members. **Click Save and Next** button.

The screenshot shows the '2018 NARI CotY Awards' application page. The left sidebar contains navigation links: Home, My Applications (In Progress (3), Complete (1)), Trackers, Change Applicant Location, My Profile, Admin, and Log Out. The main content area is titled '2018 NARI CotY Awards' and includes a breadcrumb trail: Home > My Applications > Application. Below the title are links for Program Rules, Organization / Contact Information & Category Selection, Project Information, Expense Uploads, Team Member Information, Other Organizations, and Presentation & Photo Uploads. The 'Other Organizations' section is highlighted, with a red arrow labeled 'STEP 16' pointing to it. The section title is 'Other Organization(s)' and the instruction is 'Please list other organizations that provided products or services for this project, including the following for each organization:'. Below this is a list of fields: Company Name, Contact Name, City / State, and Product or Service Provided. A text area contains the following bulleted list: ABC Flooring, Mary James, Fremont, CA, and tile slab. A red arrow labeled 'STEP 16' points to the 'SAVE AND NEXT' button at the bottom right of the page. The 'PREV' button is also visible.

HOME MY ACCOUNT SUBMIT DIRECT TO NATIONAL

Welcome Tina Forbes

Home

My Applications

In Progress (3)

Complete (1)

Trackers

Change Applicant Location

My Profile

Admin

Log Out

Home > My Applications > Application

### 2018 NARI CotY Awards

[Program Rules](#) → [Organization / Contact Information & Category Selection](#) → [Project Information](#) → [Expense Uploads](#) → [Team Member Information](#) → [Other Organizations](#) → [Presentation & Photo Uploads](#)

#### Other Organization(s)

Please list other organizations that provided products or services for this project, including the following for each organization:

- Company Name
- Contact Name
- City / State
- Product or Service Provided

body of 11

STEP 16

PREV SAVE AND NEXT

OpenWater

**STEP 17:** If your entry is a [Universal Design Category](#) project that you plan to enter into NARI National's CotY's Awards Program, **Upload** the completed and signed PDF copy of the Excel Spreadsheet. If you did not download the blank Excel file from the homepage, you can do so here. **Click Save and Next** button.

Skip this step if your entry is not a [Universal Design Category](#) project. This spreadsheet is not required for [Universal Design](#) recognition for Meta Awards.

Welcome Teresa Forbes

Home > My Applications > Application

### 2018 NARI CotY Awards

[Program Rules](#) > [Information / Contact Information & Category Selection](#) > [Project Information](#) > [Review Submits](#) > [Sign Member Information](#) > [Other Information](#) > [Universal Design Category](#) > [Presentation & Photo Upload](#)

#### Universal Design Category

Download the necessary Excel file [here](#). Complete all fields in Excel, including points for line items. Save and print to collect signatures. Once this form is signed by the homeowner and the contractor, scan and save as a .PDF file and submit using the online platform.

Universal Design Category Upload \*

[2018 CotY Universal Design Category Criteria.pdf](#)

**STEP 17**

**STEP 17**

PREV SAVE AND NEXT SAVE AND RETURN TO CART

**STEP 18:** If your entry is a *Green Category* project that you plan to enter into NARI National's CotY Awards Program, **Upload** the completed and signed PDF copy of the Excel Spreadsheet. If you did not download the blank Excel file from the homepage, you can do so here. **Click Save and Next** button.

Skip this step if your entry is not a *Green Category* project. This spreadsheet is not required for *Green* recognition for Meta Awards.

Welcome | Home | My Applications | Application

## 2018 NARI CotY Awards

[Program Rules](#) | [Create New / Contact Information & Category Selection](#) | [Project Information](#) | [Entries Uploads](#) | [Team Member Information](#) | [Other Requirements](#) | [Green Project Category](#) | [Presentation & Photo Uploads](#)

### Green Project Category

Please download the necessary Excel file [here](#). Complete all fields in Excel, including points for line items. Save and print to collect signatures. Once this form is signed by the homeowner and the contractor, scan and save as a .PDF file and submit using the online platform.

Green Project Category Upload \*

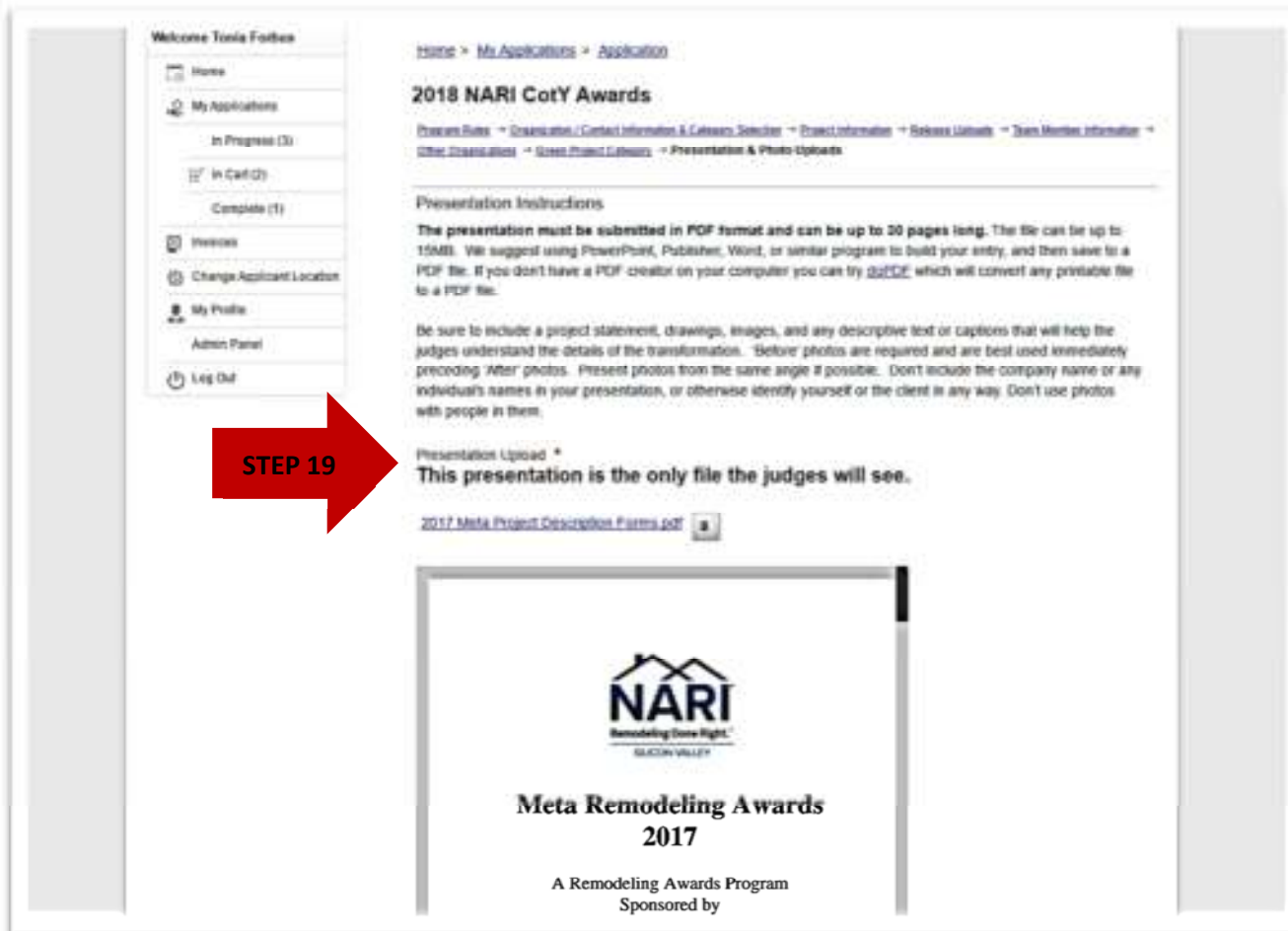
[2018 CotY Green Category Criteria.pdf](#)

**STEP 18**

**STEP 18**

PREV SAVE AND NEXT SAVE AND RETURN TO CART

**STEP 19: Upload** your completed *Project Presentation Forms* in PDF format. This is the only file the judges will see!



Welcome Tonia Forbes

- Home
- My Applications
  - In Progress (3)
  - In Call (2)
  - Complete (1)
- Reviews
- Change Applicant Location
- My Profile
- Admin Panel
- Log Out

Home > My Applications > Application

## 2018 NARI CotY Awards

[Program Rules](#) > [Documentation / Contact Information & Category Selection](#) > [Project Information](#) > [Release Materials](#) > [Team Member Information](#) > [Other Documentation](#) > [Screen Project Category](#) > [Presentation & Photo Uploads](#)

### Presentation Instructions


The presentation must be submitted in PDF format and can be up to 30 pages long. The file can be up to 15MB. We suggest using PowerPoint, Publisher, Word, or similar program to build your entry, and then save to a PDF file. If you don't have a PDF creator on your computer you can try [doPDF](#) which will convert any printable file to a PDF file.

Be sure to include a project statement, drawings, images, and any descriptive text or captions that will help the judges understand the details of the transformation. Before photos are required and are best used immediately preceding After photos. Present photos from the same angle if possible. Don't include the company name or any individual's names in your presentation, or otherwise identify yourself or the client in any way. Don't use photos with people in them.

Presentation Upload \*

This presentation is the only file the judges will see.

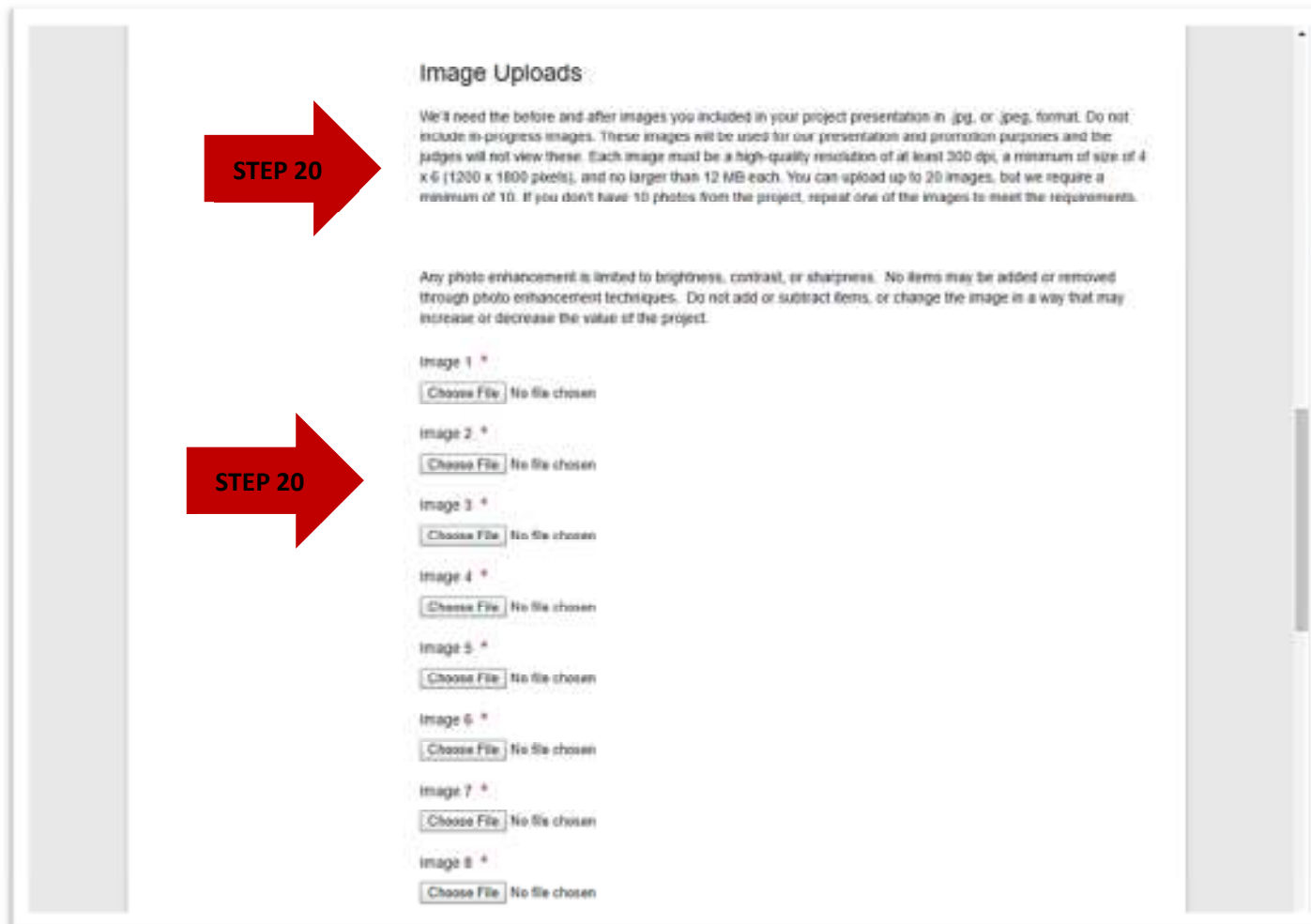
[2017 Meta Project Description Forms.pdf](#)



**Meta Remodeling Awards**  
**2017**

A Remodeling Awards Program  
Sponsored by

**STEP 20: Upload** each of your before and after images used on your 2017 Meta Project Presentation Forms. *This upload is for NARI National promotion purposes only not for judges. The judges will see this images on the Project Presentation Forms. The system requires 10 images minimum and 20 images maximum. Review the upload high resolution criteria and size dimensions!*



**Image Uploads**

We'll need the before and after images you included in your project presentation in .jpg, or .jpeg, format. Do not include in-progress images. These images will be used for our presentation and promotion purposes and the judges will not view these. Each image must be a high-quality resolution of at least 300 dpi, a minimum of size of 4 x 6 (1200 x 1800 pixels), and no larger than 12 MB each. You can upload up to 20 images, but we require a minimum of 10. If you don't have 10 photos from the project, repeat one of the images to meet the requirements.

Any photo enhancement is limited to brightness, contrast, or sharpness. No items may be added or removed through photo enhancement techniques. Do not add or subtract items, or change the image in a way that may increase or decrease the value of the project.

Image 1 \*  
 No file chosen

Image 2 \*  
 No file chosen

Image 3 \*  
 No file chosen

Image 4 \*  
 No file chosen

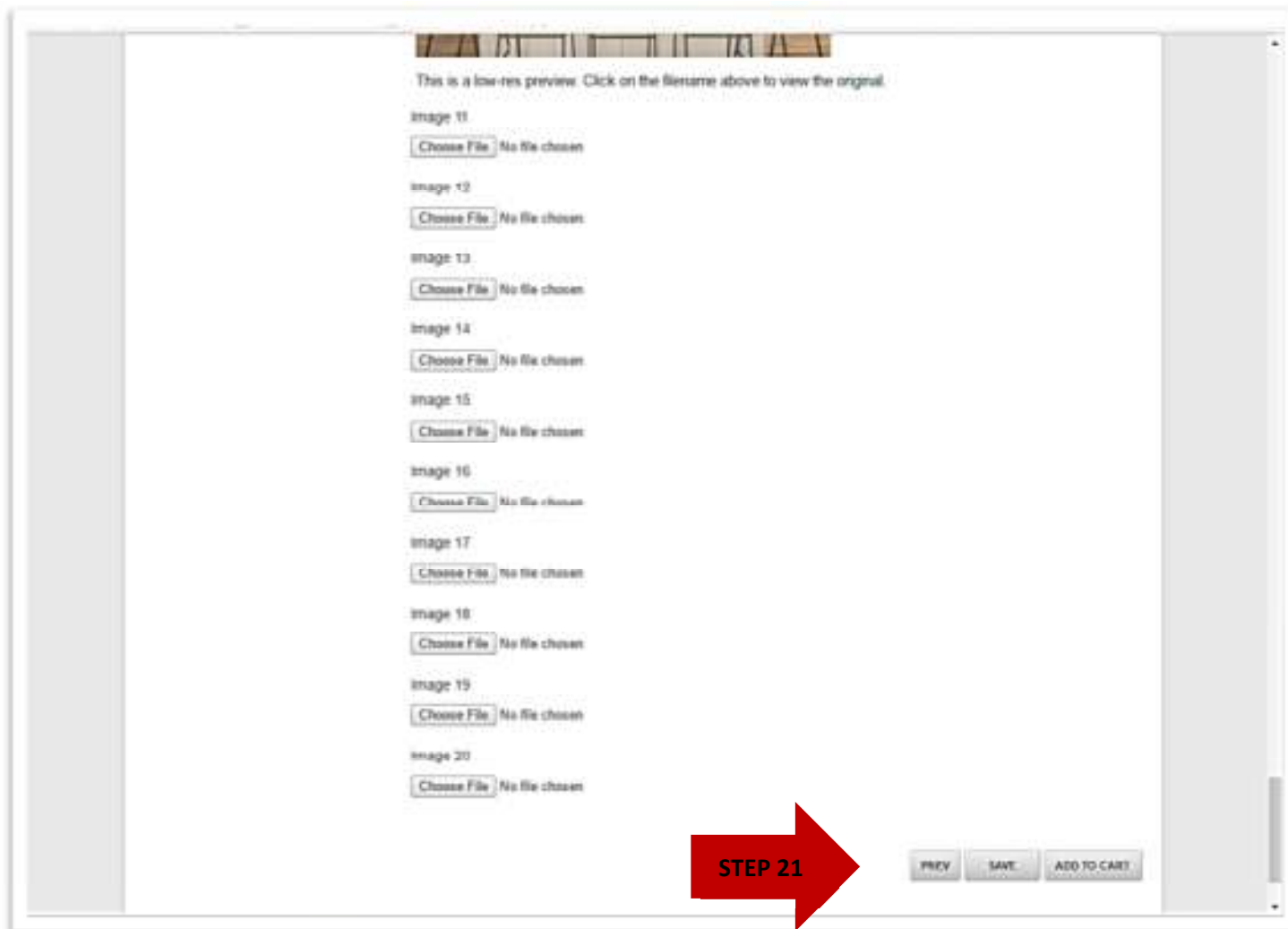
Image 5 \*  
 No file chosen

Image 6 \*  
 No file chosen

Image 7 \*  
 No file chosen

Image 8 \*  
 No file chosen

**STEP 21: Continue** to upload each of your 10 before and after photos. Click *Save* button if want to finish later or *Add to Cart* button if finished with entry.



This is a low-res preview. Click on the filename above to view the original.

image 11  
 No file chosen

image 12  
 No file chosen

image 13  
 No file chosen

image 14  
 No file chosen

image 15  
 No file chosen

image 16  
 No file chosen

image 17  
 No file chosen

image 18  
 No file chosen

image 19  
 No file chosen

image 20  
 No file chosen

**STEP 21**

**STEP 22:** In the shopping cart, you will find your entry with the entry fee cost and an auto-assigned entry number. At this stage, you can *Remove* the entry, *Copy* to use details for another entry, *Make Changes*, *Print*, start *Another Submission* and pay by clicking the *Checkout* button.

**NARI 2017 Meta Awards**  
Remodeling Done Right.™  
SILICON VALLEY

HOME MY ACCOUNT SUBMIT DIRECT TO NATIONAL

Welcome Tania Forbes

Home  
My Applications  
In Progress (2)  
In Cart (1)  
Change Applicant Login  
My Profile  
Admin Panel  
Log Out

Home > Carts > 2018 NARI GoFY Awards

### Review and Checkout

Title	Category	Cost	Details	#	Action
NARI of Silicon Valley	Residential Kitchen & Bath	\$225.00	1st Team Member (Ex...	0620	<a href="#">Remove</a>   <a href="#">Copy Application</a>   <a href="#">Make Changes</a>

Total: \$225.00

Discount Code

**STEP 23:** When click *Checkout* button, select the radio button for how you would like to **pay** for the entry or entries – 1) *Pay* by check to be mailed to the chapter’s PO Box 110400, Campbell, CA 95011 or 2) *Pay* by *PayPal Express Checkout*.

**NOTE:** Check payment via mail must be postmarked by 10/6/2017 or your presentation will not be included in the judging.

**NARI** 2017 Meta Awards  
Remodeling Done Right.™  
SILICON VALLEY

HOME MY ACCOUNT SUBMIT DIRECT TO NATIONAL

Welcome To The System

Home  
My Applications  
    In Progress (3)  
    In Cart (1)  
    Complete (1)  
My Profile  
Admin Panel  
Log Out


Total Amount Due: \$225

☐ Pay by Alternative Method (Check, Invoice, Chapter Website, etc.)  
☐ Pay by PayPal Express Checkout

BACK



**STEP 24:** As noted in the message below, once you select the payment option and **Click OK** button, you will not be able to make changes.



**STEP 25:** If you select the *PayPal Express Checkout* button, follow the payment options to *Pay with PayPal* or a *Pay with Debit or Credit Card*.

NARI of Silicon Valley

PayPal \$225.00 USD

Pay with PayPal English

As a member, your eligible purchases are covered by PayPal Purchase Protection.

info@narsiv.org

\*\*\*\*\*

☐ Stay logged in with One Touch™ ?

For your security, we'll always ask you to log in to update your PayPal personal or financial info.

Log in

Having trouble logging in?

or

Pay with Debit or Credit Card

New. Faster. Easier.

Welcome to the new PayPal checkout! The security you rely on – now even faster. It's everything checkout should be.

Cancel and return to NARI of Silicon Valley

Privacy Terms Privacy Feedback © 1999 - 2017

**Reference 1:** If you would like to see your payment history, **Click Invoices**. If you would like to see the details or print the invoice, **Click View**.

The screenshot displays the NARI 2017 Meta Awards website. The header features the NARI logo with the tagline "Remodeling Done Right." and "SILICON VALLEY". The navigation bar includes links for HOME, MY ACCOUNT, and SUBMIT DIRECT TO NATIONAL. A sidebar on the left, titled "Welcome Tonia Forbes", contains a menu with options: Home, My Applications, In Progress (1), Complete (1), Invoices, Change Applicant Location, My Profile, Admin Panel, and Log Out. A red arrow labeled "Reference 1" points to the "Invoices" menu item. The main content area shows a breadcrumb trail "Home > Invoices" and a section titled "Paid". Below this is a table with the following data:

Description	#	Date	# Entries	Total Cost	Action
2018 NARI CofY Awards	4868	4/25/2017	1		<a href="#">View</a>

Below the table, a message states: "This page shows invoices from the last 180 days: [Show full history](#)". A second red arrow labeled "Reference 1" points to the "View" link in the table's Action column.

**Reference 2:** On the detailed invoice page, you can **Print** the invoice or **Print** the invoice with your entry application.

The screenshot shows the NARI 2017 Meta Awards website. The header includes the NARI logo with the tagline "Remodeling Done Right.™" and "SILICON VALLEY". The main title is "2017 Meta Awards". The navigation bar includes links for HOME, MY ACCOUNT, and SUBMIT DIRECT TO NATIONAL.

On the left, a sidebar menu for "Welcome Tonia Fortbus" includes links for Home, My Applications, In Progress (1), Completed, Invoices, Change Applicant Location, My Profile, Admin Panel, and Log Out.

The main content area shows a breadcrumb trail: [Home](#) > [Invoices](#) > [Invoice # 4868](#). Below this, a "Thank you" message states "We have received your information successfully." The invoice number "Invoice # 4868" is displayed, followed by three buttons: [BACK TO LIST](#), [PRINT INVOICE](#), and [PRINT INVOICE AND ALL APPLICATIONS](#). A red arrow labeled "Reference 2" points to the [PRINT INVOICE](#) button.

The "Payment Status: Paid" section contains a table with the following data:

Date	Details	Amount	Notes	Action
4/25/2017	9611, Residential Kitchen Under \$30,000, NARI of Silicon Valley	\$225.00	1st Team Member, Entry Fee	<a href="#">Print Invoice</a>
4/25/2017	Payment	(\$225.00)	Paid with PayPal Express Checkout - tfortbus@msn.com	
Total:		\$0.00		

**Reference 3:** The status of each of your entries/applications will be shown in the *In Progress*, *in Cart*, or *Complete* pages.

To note your project lead(s) [up to 2 names with any relevant designations-e.g. John Smith, CR], **Email** the NARI Office at [info@narisv.org](mailto:info@narisv.org) with the name(s) and designations along with the project entry number for each entry noted on the *Complete* page.

The screenshot shows the NARI 2017 Meta Awards website. The header includes the NARI logo with the tagline 'Remodeling Done Right.™' and 'SILICON VALLEY'. The main title is '2017 Meta Awards'. The navigation bar includes 'HOME', 'MY ACCOUNT', and 'SUBMIT DIRECT TO NATIONAL'. The left sidebar shows a welcome message for Tonia Forbes and a list of tabs: Home, My Applications, In Progress (3), In Cart (1), Complete (1), Invoices, Change Applicant Location, My Profile, Admin Panel, and Log Out. The 'Complete' tab is selected, and a red arrow points to it with the label 'Reference 3'. The main content area shows a table with the following data:

Program	#	Category	Title	Date	Action
	9511	Residential Kitchen Under \$35,000	NARI of Silicon...	4/25/2017 6:33...	<a href="#">Print View</a> <a href="#">Costs</a> <a href="#">Application</a>

Below the table, it says 'Showing 1 to 1 of 1 entries' and 'This page shows activity from the last 120 days. [Show full history](#)'.

**Reference: JUDGE'S VIEW** – The selected judges will login to their *Judging Assignments* page to view the entries assigned to them. They can click the **Open** link under Action to access all or individual 2017 Project Presentation Forms.

The screenshot shows the NARI 2017 Meta Awards website interface for a judge's view. The header features the NARI logo with a butterfly, the text "2017 Meta Awards", and the tagline "Remodeling Done Right.™ SILICON VALLEY". A navigation bar includes links for HOME, MY ACCOUNT, and SUBMIT DIRECT TO NATIONAL. A sidebar on the left welcomes the user, Tonia Forbus, and lists navigation options: Home, My Applications, My Judging Assignments (which is highlighted), My Profile, and Log Out. The main content area shows a breadcrumb trail: Home > My Judging Assignments > NARI CoCY Awards: Chapter. Below this is a search bar and a table of judging assignments. The table has four columns: Category Name, # Pending, # Judged, and Action. The categories listed are View All Categories, Residential Kitchens Under \$30,000, Entire House \$250,000 to \$500,000, Green - Residential Interiors, and Universal Design - Bath. Each category has a corresponding number of pending and judged entries, and an "Open" link in the Action column.

Category Name	# Pending	# Judged	Action
View All Categories	4	1	<a href="#">Open</a>
Residential Kitchens Under \$30,000	1	0	<a href="#">Open</a>
Entire House \$250,000 to \$500,000	1	1	<a href="#">Open</a>
Green - Residential Interiors	1	0	<a href="#">Open</a>
Universal Design - Bath	1	0	<a href="#">Open</a>

**Reference: JUDGE'S VIEW** – The judge can then click on *View Application* to begin the review of an entry and start scoring.

The screenshot displays the NARI 2017 Meta Awards website from a judge's perspective. At the top, the NARI logo features a house icon and a butterfly, with the text "NARI Remodeling Done Right.™ SILICON VALLEY". To the right, the title "2017 Meta Awards" is prominently displayed. A navigation bar includes links for "HOME", "MY ACCOUNT", and "SUBMIT DIRECT TO NATIONAL". Below this, a breadcrumb trail reads "Home > My Judging Assignments > NARI CoTY Awards Chapter".

The main content area is a table with three rows, each representing a judging assignment. Each row includes a category description, an application number, a "VIEW APPLICATION" button, and a "Score:" field with a minus sign icon. The categories are: "Residential Kitchen Under \$30,000" (Application # 9611), "Universal Design - Bath" (Application # 9620), and "Green - Residential Interiors" (Application # 9621).

On the right side, a "Refine your search" panel is visible. It contains a search input field with a "SEARCH" button, and filters for "Status" and "Category", both currently set to "Any". Links for "Change" and "Clear" are at the bottom of the panel.

Category	Application #	Action	Score
Category: Residential Kitchen Under \$30,000	Application # 9611	<a href="#">VIEW APPLICATION</a>	Score: -
Category: Universal Design - Bath	Application # 9620	<a href="#">VIEW APPLICATION</a>	Score: -
Category: Green - Residential Interiors	Application # 9621	<a href="#">VIEW APPLICATION</a>	Score: -

**Reference: JUDGE'S VIEW** –The judge will click on the Project Presentation pdf link to bring the entry to full screen and begin the scoring 1-15 range under the **Evaluation Form** area. See the evaluation questions on the **2017 Rules, Eligibility, Entry Criteria and Fees** document.



# 2017 Meta Awards

Remodeling Done Right.™  
SILICON VALLEY

[HOME](#)   [MY ACCOUNT](#)   [SUBMIT DIRECT TO NATIONAL](#)

[Home](#) > [My Judging Assignments](#) > [NARI CoRY Awards Chapter](#) > [Submission](#)

[Organization / Contact Information & Category Selection](#) → [Project Information](#) → [Presentation & Photo Uploads](#)

Presentation Upload \*  
**This presentation is the only file the judges will see.**

[2017\\_Meta\\_Project\\_Description\\_Forms.pdf](#)



**Meta Remodeling Awards  
2017**

### Submission

Category:  
Entire House \$250,000 to \$500,000

Application #  
9630

### Evaluation Form

Note  
Please rate all questions on a scale of 1-15, 15 being high.

To what degree were the expressed needs of the client met? \*

To what degree does the project enhance the existing structures functionally? \*



**Reference: JUDGE'S VIEW** – The judge will be able to see their scoring for each entry and track their progress. The Meta Committee will be able to download a report to assign the award levels of Silver, Gold, and Platinum based on the score ranges.

The screenshot displays the NARI 2017 Meta Awards website from a judge's perspective. The header features the NARI logo with a butterfly, the text "2017 Meta Awards", and the tagline "Remodeling Done Right.™ SILICON VALLEY". A navigation bar includes links for HOME, MY ACCOUNT, and SUBMIT DIRECT TO NATIONAL. Below this, a breadcrumb trail shows the path: Home > My Judging Assignments > NARI CoV Awards Chapter. The main content area is a table with three rows, each representing a judging assignment. The first row shows a score of 72.00, while the other two show a dash (-). Each row has a "VIEW APPLICATION" button. A "Refine your search" sidebar on the right allows filtering by status (Scored, Unscored) and category (Any).

Category	Application #	Score	Action
Category: Entire House \$250,000 to \$500,000	Application # 9620	72.00	<a href="#">VIEW APPLICATION</a>
Category: Residential Kitchen Under \$30,000	Application # 9611	-	<a href="#">VIEW APPLICATION</a>
Category: Universal Design - Both	Application # 9628	-	<a href="#">VIEW APPLICATION</a>

**Refine your search**

Search:

SEARCH

Status: Any

☐ Scored

☐ Unscored

Category: Any

[Change](#) | [Clear](#)